

JANUARY 2016

DATE & TIME	INCIDENT / PROBLEM / CRIME	CRIME NO / LOG NO	REPORTED BY	UPDATE
INCIDENT LOG: January 2016 20/01/2016	AB35 Ames Road, Swanscombe. A Burglary Dwelling between the hours of 9.30 p.m. on Sunday 17/1/2016 and 3.00 p.m. on Tuesday 19/1/2016. Three pairs of new Nike Trainers, all size 8, white, black & yellow/blue were stolen from the front porch. If you have any information, please phone Police on 101, quoting Crime.	XY/2267/16.	Kent Community Messaging	
20/01/2016	Swanscombe Park - Band Stand are wall surrounding the area damaged	XY/2534/16	Reported by Senior Groundsman / Gardener	
27/01/2016	Ames Road, Swanscombe. A Theft from a Ford Transit Motor Van between the hours of 3.00 p.m. on Friday 22/1/2016 and 11.00 a.m. on Monday 25/1/2016. Various Tools, including a Dewalt Grinder, a Socket set. A racket spanner, a Clarke Air Compressor, Bahoo Socket set & leads were all stolen.	XY/003012/16	Kent Community Messaging	
28/01/2016	Gilbert Close, fly tipping foam lagging and sundry items. Reported to DBC	DBC Ref No. 889346	Reported by Senior Groundsman / Gardener	
28/01/2016	There is a new SCAM currently circulating where someone supposedly from your Doctors Surgery calls to discuss Mobility needs. During these conversations persons have been persuaded to buy expensive aids that they did not need. Please pass on this message so no member of your watch falls for this SCAM	n/a	Kent Community Messaging	
28/01/2016	There has been an Increase in Thefts of tools from vans in the recent past all over the area. Please warn all of your residents about this and in particular all vans owners or businesses in your Watch.	n/a	Kent Community Messaging	

February 2016

DATE & TIME	INCIDENT / PROBLEM / CRIME	CRIME NO / LOG NO	REPORTED BY	UPDATE
INCIDENT LOG: February 2016 12/02/2016	AB34 Lightermans Way. Theft from Motor Vehicle between 12.30pm and 3.30pm on Thursday 11th February. A tool bag, tools and a cycle were stolen. [Reference: AY1280]	XY/5301/16	Kent Community Messaging	
16/02/2016	Broomfield Recreation Ground - Motorbikes on the field in the evening.		Reported by a Member of the Public	
17/02/2016	Broomfield Recreation Ground & Heritage Park - Mini Motorbikes x 2 (1 white bike & 1 black bike). Heritage Park - 1 Full size motorbike.	17-0380	Reported by Senior Groundsman / Gardener	

MARCH 2016

DATE & TIME	INCIDENT / PROBLEM / CRIME	CRIME NO / LOG NO	REPORTED BY	UPDATE
INCIDENT LOG: March 2016				
02/03/2016	I have been advised of a SCAM which occurred in the Dartford Area yesterday[01/03]. An Asian male in his 40s called at an address with a story that he had just moved into the area and needed to borrow money and gave reasons why. The money was given but not re-paid. Please advise your members not to fall for this type of SCAM. Thank you.		Kent Community Messaging	
06/03/2016	Member of the public (Andrew Cooper 01322 685558) came in and reported seeing an articulated lorry (8.35am) reverse into safety barriers and road sign at Ingreess Gardens where it joins Knockhall Road. The lorry was a Curry International.com orange in colour with foreign registration number plate. Gb reported it to the Police who said there was little they could do (this took 18 minutes 30 seconds). GB then reported it to KHS who said that if it was a road sign that was damaged this would be the borough council (this took 12 minutes). GB gave KHS Mr Coopers contact details as they wanted to speak to him directly.	07/0221	GB to Police	
07/03/2016	Bean Road, Greenhithe. A Theft from a White Vauxhall Corsa, between 10pm on Tuesday 1st March 2016 and 8am on Wednesday 2nd March 2016. Various medical equipment, two Ted Baker shirts and a canvas shopping bag were stolen.	XY/8003/16	Kent Community Messaging	
14/03/2016	Heritage Park - Kakum Canopy Bridge & Swanscombe Park Cross Chain traverse broken posts.	XY/9766/16	Reported to Kent Police	
23/03/2016	Ames Road, Swanscombe. A Garage was broken into between the hours of 4.00 p.m. on Saturday 19/3/2016 and 7.40 p.m. on Monday 21/3/2016. A black & white off road Trials Motor Cycle was stolen	XY/10742/16	Kent Community Messaging	

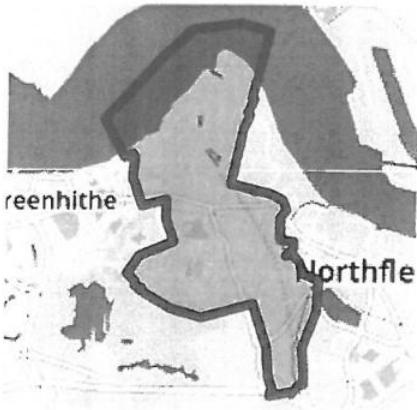
This page is intentionally left blank.

AGENDA ITEM 8.

ASB 20/4/2016

[Home](#) > [Kent Police](#) > [Dartford - Swanscombe](#) > [Crime map](#) >

Detailed statistics for Dartford - Swanscombe



Contents

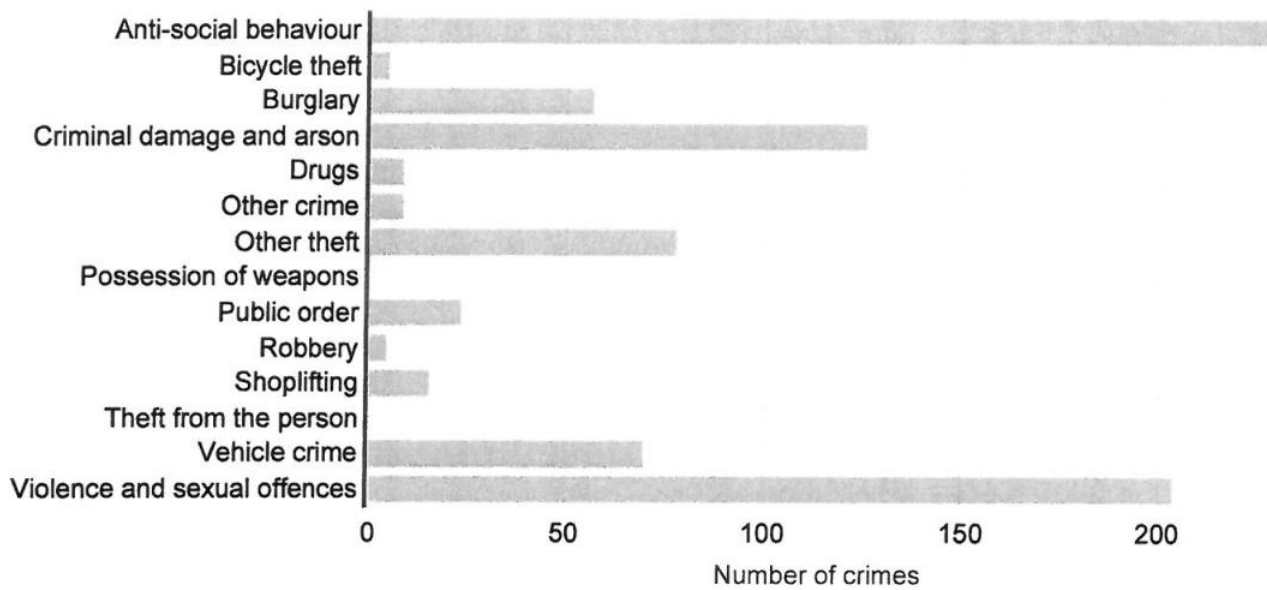
[Comparison of crime types in this area between February 2015 and January 2016](#)

[Comparison of outcomes in this area between February 2015 and January 2016](#)

[Crime levels in this area between February 2015 and January 2016](#)

[Download crime data for this area as a CSV file](#)

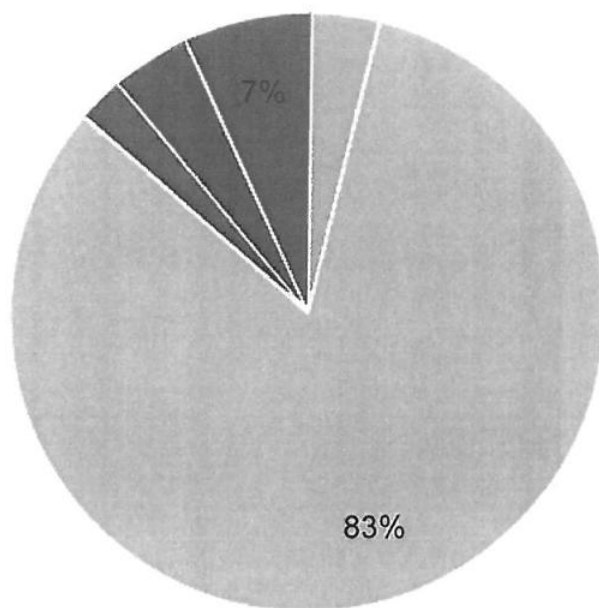
Comparison of crime types in this area between February 2015 and January 2016



Crime type	Total	Percentage
Anti-social behaviour	228	27.44%
Bicycle theft	5	0.60%
Burglary	57	6.86%
Criminal damage and arson	126	15.16%
Drugs	9	1.08%
Other crime	9	1.08%
Other theft	78	9.39%
Possession of weapons	0	0.00%
Public order	24	2.89%
Robbery	5	0.60%
Shoplifting	16	1.93%
Theft from the person	0	0.00%
Vehicle crime	70	8.42%

Crime type	Total	Percentage
Violence and sexual offences	204	24.55%

Comparison of outcomes in this area between February 2015 and January 2016



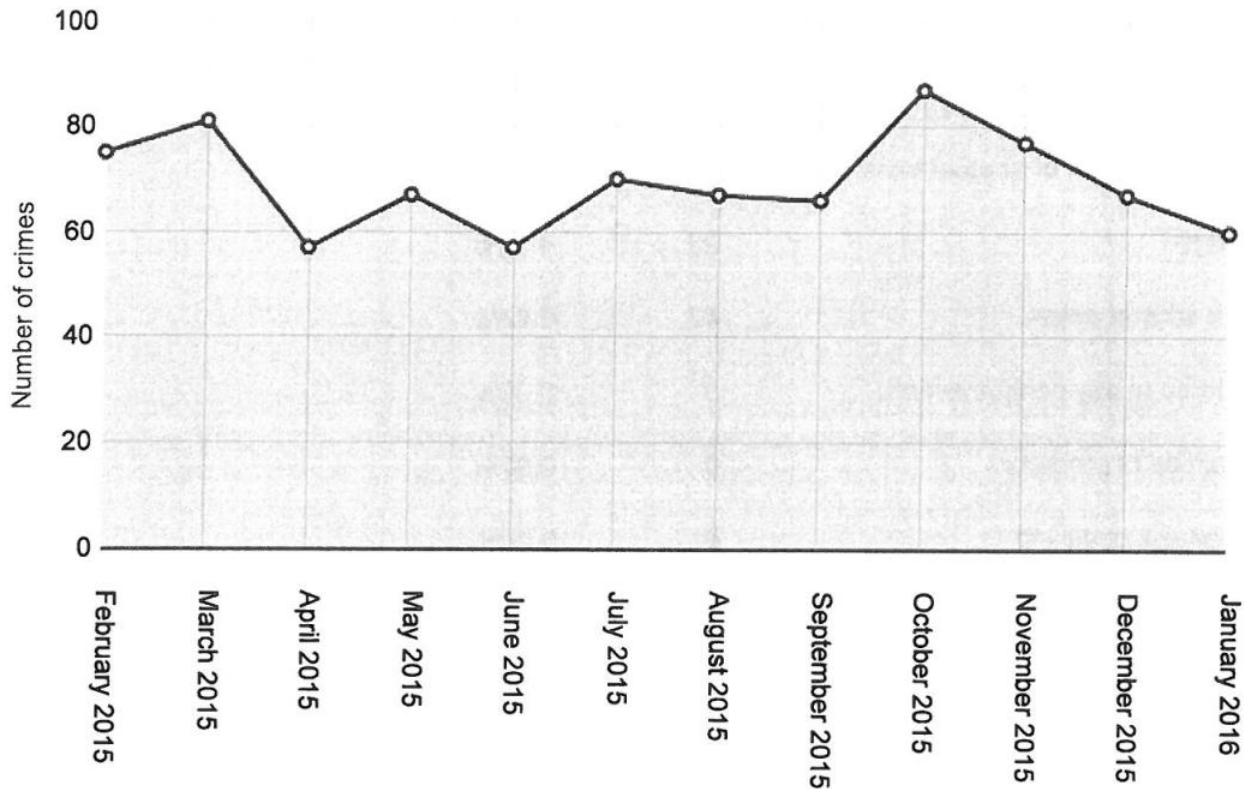
- Under investigation
- No further action
- Offender dealt with by police
- Offender sent to court
- Offender dealt with at court

Outcome type	Total	Percentage
Under investigation	22	3.65%
Under investigation	22	3.65%
No further action	498	82.59%
Unable to prosecute suspect	202	33.50%
Investigation complete; no suspect identified	295	48.92%
Formal action is not in the public interest	1	0.17%
Offender dealt with by police	15	2.49%

Outcome type	Total	Percentage
Action to be taken by another organisation	1	0.17%
Offender given a caution	8	1.33%
Offender given a drugs possession warning	2	0.33%
Local resolution	3	0.50%
Offender given penalty notice	1	0.17%
Offender sent to court	26	4.31%
Suspect charged as part of another case	0	0.00%
Suspect charged	26	4.31%
Offender dealt with at court	42	6.97%
Offender ordered to pay compensation	0	0.00%
Offender deprived of property	0	0.00%
Offender otherwise dealt with	0	0.00%
Offender given conditional discharge	6	1.00%
Offender sent to prison	7	1.16%
Offender fined	5	0.83%
Offender given community sentence	8	1.33%
Defendant sent to Crown Court	0	0.00%
Defendant found not guilty	4	0.66%
Offender given absolute discharge	0	0.00%
Court case unable to proceed	3	0.50%
Court result unavailable	7	1.16%
Offender given suspended prison sentence	2	0.33%

Crime levels in this area between February 2015 and January 2016

All crime



Month	Total
January 2016	60
December 2015	67
November 2015	77
October 2015	87
September 2015	66
August 2015	67
July 2015	70
June 2015	57
May 2015	67

Month	Total
April 2015	57
March 2015	81
February 2015	75

[Cookies](#)

Powered by data.police.uk

Map data © [OpenStreetMap](#)

OGL

All content is available under the [Open Government License v2.0](#) unless otherwise stated



Home Office

[Home](#) > [Kent Police](#) > [Dartford - Greenhithe](#) > [Crime map](#) >

Detailed statistics for Dartford - Greenhithe



Contents

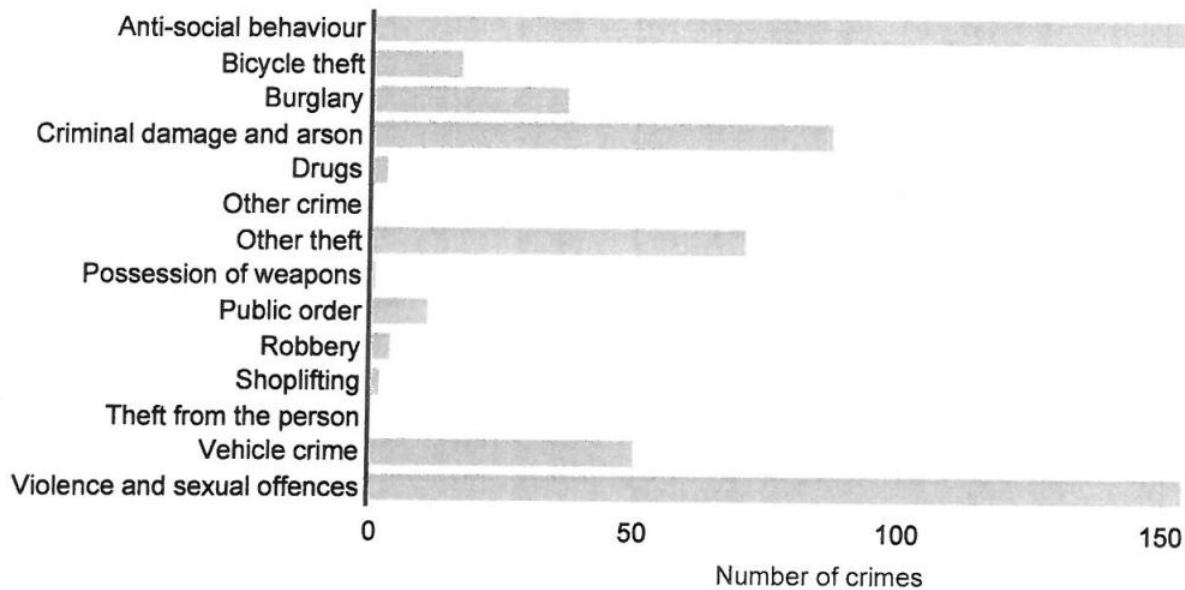
[Comparison of crime types in this area between February 2015 and January 2016](#)

[Comparison of outcomes in this area between February 2015 and January 2016](#)

[Crime levels in this area between February 2015 and January 2016](#)

[Download crime data for this area as a CSV file](#)

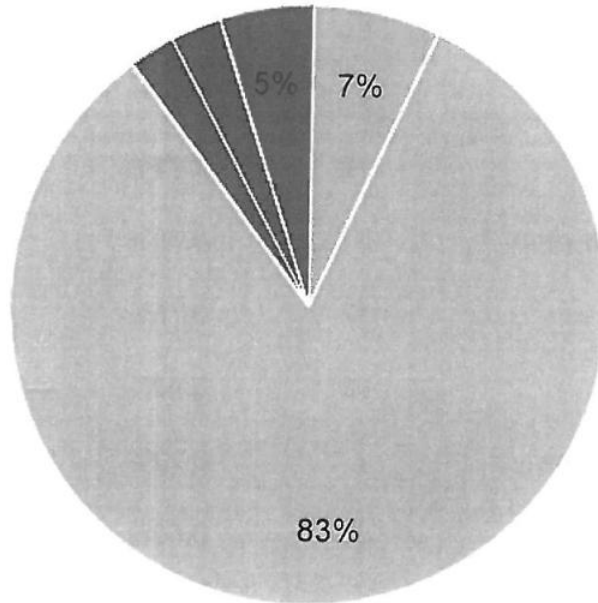
Comparison of crime types in this area between February 2015 and January 2016



Crime type	Total	Percentage
Anti-social behaviour	171	28.12%
Bicycle theft	17	2.80%
Burglary	37	6.09%
Criminal damage and arson	87	14.31%
Drugs	3	0.49%
Other crime	0	0.00%
Other theft	71	11.68%
Possession of weapons	1	0.16%
Public order	11	1.81%
Robbery	4	0.66%
Shoplifting	2	0.33%
Theft from the person	0	0.00%
Vehicle crime	50	8.22%

Crime type	Total	Percentage
Violence and sexual offences	154	25.33%

Comparison of outcomes in this area between February 2015 and January 2016



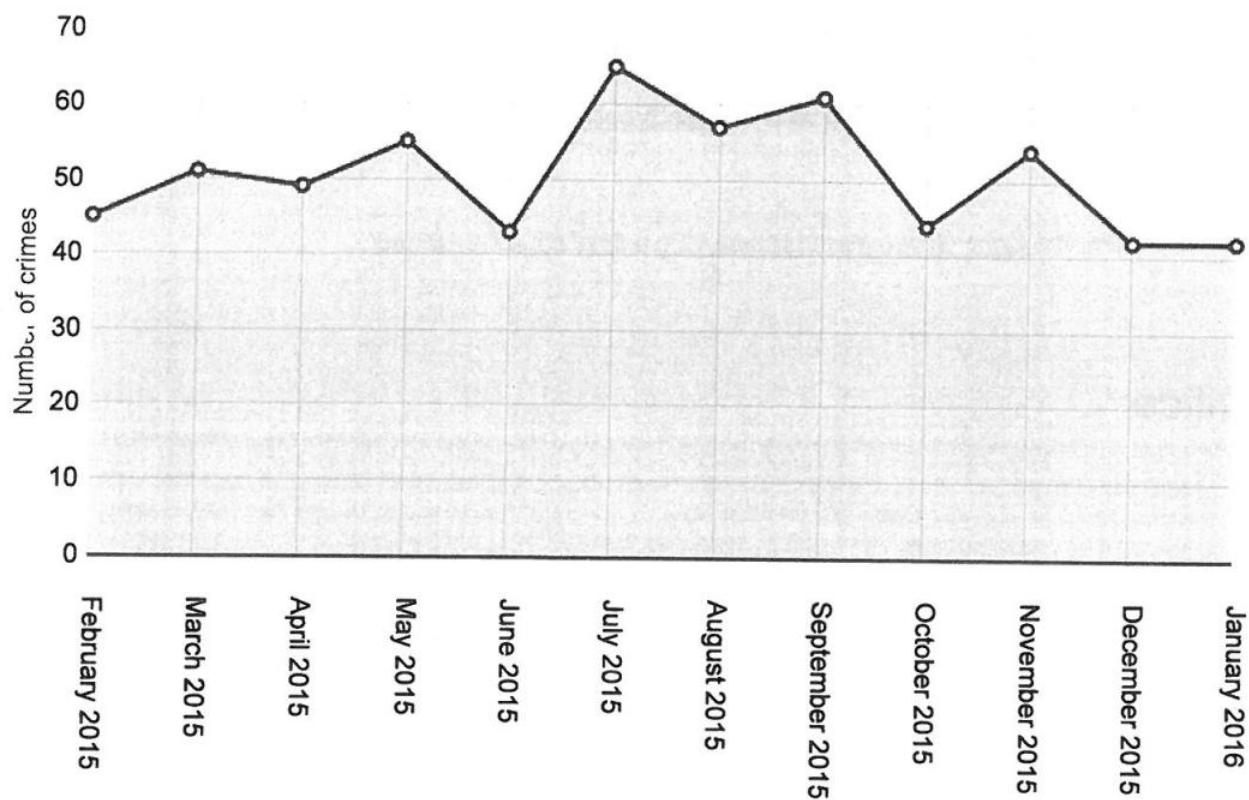
- Under investigation
- No further action
- Offender dealt with by police
- Offender sent to court
- Offender dealt with at court

Outcome type	Total	Percentage
Under investigation	30	6.86%
Under investigation	30	6.86%
No further action	362	82.84%
Unable to prosecute suspect	146	33.41%
Investigation complete; no suspect identified	216	49.43%
Formal action is not in the public interest	0	0.00%
Offender dealt with by police	11	2.52%

Outcome type	Total	Percentage
Action to be taken by another organisation	0	0.00%
Offender given a caution	8	1.83%
Offender given a drugs possession warning	1	0.23%
Local resolution	2	0.46%
Offender given penalty notice	0	0.00%
Offender sent to court	12	2.75%
Suspect charged as part of another case	0	0.00%
Suspect charged	12	2.75%
Offender dealt with at court	22	5.03%
Offender ordered to pay compensation	1	0.23%
Offender deprived of property	0	0.00%
Offender otherwise dealt with	1	0.23%
Offender given conditional discharge	0	0.00%
Offender sent to prison	4	0.92%
Offender fined	2	0.46%
Offender given community sentence	2	0.46%
Defendant sent to Crown Court	1	0.23%
Defendant found not guilty	2	0.46%
Offender given absolute discharge	0	0.00%
Court case unable to proceed	2	0.46%
Court result unavailable	6	1.37%
Offender given suspended prison sentence	1	0.23%

Crime levels in this area between February 2015 and January 2016

All crime



Month	Total
January 2016	42
December 2015	42
November 2015	54
October 2015	44
September 2015	61
August 2015	57
July 2015	65
June 2015	43
May 2015	55

Month	Total
April 2015	49
March 2015	51
February 2015	45

[Cookies](#)

Powered by data.police.uk


Map data © [OpenStreetMap](#)



All content is available under the [Open Government License v2.0](#) unless otherwise stated



Home Office



"Your Speed"

THE NEWSLETTER FOR COMMUNITY SPEED WATCH IN KENT

Edited by:	Guy ROLLINSON 54436, Speed Watch Support, Kent Police Headquarters, Maidstone.	
Contact:	E-mail: speed.watch.data@kent.pnn.police.uk	Tel: 01622 653781

4th PRACTITIONER CONFERENCE - SPEED WATCH 2016
SATURDAY 23 APRIL 2016 10:00 to 14:30 (open 09:30, lunch served 12:30)
 Venue: Lecture Theatre, Kent Police Training School, Maidstone, ME15 9DW
 Agenda includes Practitioner presentations themed on 'SCHEME EFFECTIVENESS'
 Practitioner-led Open Discussion Forum with Q&A session
 Speed Watch Developments for 2016/17
 2015 Speed Watch Performance Summary.

No charge to attend *Ample free parking at venue*

KENT POLICE OPEN DAYS 2016

Restricted day	Officers, staff, volunteers (including Speed Watch volunteers*) & their families:	SATURDAY 2 JULY 2016	10:00 to 16:00
Open day	General public:	SUNDAY 3 JULY 2016	10:00 to 16:00
Venue	Kent Police Training School, Maidstone, ME15 9DW		
Attractions include	Police dogs in action, public order demonstrations, dozens of family-friendly interactive stands & informative exhibitions, the police band, the police helicopter, emergency response vehicles and much, much more.		

No charge to attend Food & drink available to buy Ample free parking

Note*: Speed Watch volunteers are wanted to help on the Speed Watch stand – please contact Speed Watch Support to help for an hour or so on either day.

2012 – 2015 Performance - Executive Summary

Kent's Speed Watch Scheme

Overall 4-Year Performance

Year	Number of Schemes Reporting Data	Number of Observations	Number of Advice Letters Generated
2012	39	6,443	558
2013	58	13,344	1,404
2014	69	20,655	2,607
2015*	75	27,721	2,643
Total		68,163	7,212

Note*: 2015 data excludes PCSO-only activity. In 2015, 5 different PCSO teams reported an additional 80 observations which generated 2 extra advice letters.

Year	Observations and Letter Types Generated							
	1 st Letter	2 nd Letter	3 rd Letter	4 th Letter	5 th Letter	50%+ Letter	No letter	Total
2012	263	22	0	0	0	273	5,885	6,443
2013	560	86	25	10	0	723	11,940	13,344
2014	1,285	187	38	8	1	1,088	18,048	20,655
2015	1,449	259	50	13	4	868	25,078	27,721
Sub-totals	3,557	554	113	31	5	2,952	60,951	68,163
Total	7,212							

Observations

- **89.4%** of all the vehicles detected speeding once were not detected again by any CSW scheme in Kent in the next 12 months.
- **83.4%** of all speeding vehicles that were sent a first advice letter did not generate another in the next 12 months.
- **4.3%** (1 in 23) of all speeding vehicles were 50%+ over the speed limit.
- Only **1 in 1,893** vehicles seen speeding went on to generate four or more letters.

Conclusion

Speed Watch delivers positive behavioural change in a large majority of drivers.

Speed Watch News Review

Headline & Source	Summary of Details
Road Safety	
<p><i>The Battle for Attention</i> – the latest research into driver distraction published by IAM & TRL.</p> <p>Summary available at: www.roadsafetyknowledgecentre.org.uk/knowledge/1495.html</p> <p>Full report download from: www.dropbox.com/s/e1wa9obh2lqcdjp/IAM%20Driver%20Distraction.pdf?dl=0</p>	<p>This report confirms the dangers of distraction while driving especially texting and talking on a mobile phone. There are five key areas of distraction: cognitive, visual, auditory, manual and exposure time. The research demonstrated that texting engages three of these (cognitive, visual and manual) to a 'high' level. A mobile phone conversation also engages three (cognitive, audible and exposure time) to a 'high' level. Eating and smoking while driving result in a high level of manual distraction. External signage and roadside advertising can create high levels of visual distraction. Sat-navs provide a medium level of cognitive and visual distraction and exposure time.</p>
<p>Auto Express and the IAM carried out a small trial to see if the UK's driving test, which marked its 80th anniversary in 2015, still meets the objective of allowing only those to drive who are sufficiently competent.</p> <p>www.iam.org.uk/media-and-research/media-centre/news-archive/20728-is-the-driving-test-fit-for-purpose-experiment-shows-just-half-of-drivers-would-fail-test-again-if-retaken</p>	<p>12 experienced drivers undertook a mini-driving test to see if they would pass if they re-took their test today. The IAM's qualified assessors found only six of the 12 would pass.</p> <p>Auto Express revealed that 46 million people have taken their driving test since it was introduced in 1935 when the pass rate was 63%. In 2015 it has fallen to 47%. The number of cars on UK's roads has risen to over 35 million.</p> <p>Failing to properly use mirrors, over-speeding and underuse of signals were typical bad habits picked up by the IAM's volunteers on the day of the trail tests.</p> <p>Of the 12 volunteers, seven had previously undergone advanced driver training with the IAM. Of those, five passed the mini test. And of the five who had had no advanced tuition, just one passed.</p>
'Speed' in the National and International Media	
<p>Dramatic drop in speeders caught by new average speed cameras.</p> <p>A new system of average speed cameras installed on one of the Sleaford area's busiest stretches of road is already having a positive effect, say officials.</p> <p>www.sleafordstandard.co.uk/news/business/business-news/dramatic-drop-in-speeders-caught-by-new-cameras-1-7101201</p>	<p>New average speed cameras were installed by the Lincolnshire Road Safety Partnership in September on a 4km stretch of the A15 between Tower Lane and Green Man Lane (between Navenby and Harmston) to reduce the high number of serious collisions on the road.</p> <p>Communications Manager at the Road Safety Partnership, John Siddle, said, "On average, the old cameras caught around 170 speeding drivers each month. In the first week of operation of the new cameras we only caught 23. This equates to a reduction per month of around 46 per cent. It is good news in terms of the proportion of drivers who have been compliant."</p>

<p>The National Police Chiefs' Council (NPCC) has hit back at The Alliance of British Drivers (ABD) for accusing UK police forces of "blackmailing" motorists to pay for speed awareness courses.</p> <p>www.motoring.co.uk/car-news/police-accused-of-blackmailing-motorists-to-attend-speed-awareness-courses-67009</p>	<p>According to ABD, in 2014 UK police forces earned £54 million from 1.3 million motorists who took road safety courses. Had those motorists chosen to pay fines instead, the government would have received the money. This creates suspicion that the police use cameras to raise cash.</p> <p>NPCC Lead for Roads Policing, Suzette Davenport said, 'Driver retraining is well received and helps to reduce casualties. Police forces do not make money from the courses. The scheme is designed to provide police forces with cost recovery only. The enforcement costs are an average of £35. Each offender attending a course returns £35 to the force.'</p>
<p>European Transport Safety Council is confident that Europe will adopt Intelligent Speed Adaptation (ISA) for all new vehicles in 2016</p> <p>http://etsc.eu/opinion-has-isas-time-finally-come/?utm_source=ETSC&utm_campaign=996ac4bbb1-Speed Monitor 19 October 2015&utm_medium=email&utm_term=0_3a7b55edbf-996ac4bbb1-103272949</p>	<p>ISA uses speed sign-recognition cameras and GPS-linked speed limit data to tell drivers the current speed limit. Some systems can automatically limit the speed of the vehicle although the driver can override the system. The first vehicles with factory fitted ISA systems came to market in 2015 helped by Euro NCAP's support for such technology.</p> <p>ISA is expected to be able to reduce collisions by 30% and deaths by 20%. Waiting for the technology to 'trickle down' from premium cars could take years longer than a regulatory, Europe-wide approach. Another possible benefit is that drivers can use ISA to avoid speeding tickets.</p>
<p>London buses get a second trial of Intelligent Speed Adaptation (ISA).</p> <p>http://etsc.eu/london-buses-get-second-isa-trial/?utm_source=ETSC&utm_campaign=996ac4bbb1-Speed Monitor 19 October 2015&utm_medium=email&utm_term=0_3a7b55edbf-996ac4bbb1-103272949</p>	<p>More than 1,800 people have been killed or badly hurt by London buses over a five-year period. Leon Daniels, MD of Surface Transport at TfL said: 'ISA improves road safety by reducing speeding for all road users, allowing drivers to focus on looking out for potential issues on the road rather than checking their speed limit. If this trial confirms that ISA technology could be beneficial to the safety of London's roads, it could be introduced across our bus fleet.' 47 buses on two routes in London will be fitted with ISA.</p>
<p>The IAM reported that speeding remains the most common traffic offence prosecuted in UK courts.</p> <p>www.iam.org.uk/media-and-research/media-centre/news-archive/20699-speeding-still-top-road-offence-and-people-flouting-law-in-bigger-numbers-iam-finds</p>	<p>The 'top five' motoring offences are:</p> <p>(1) Speed limit offences: 115,935 in 2013 and 148,426 in 2014 - up by 28%. (2) Vehicle insurance offences: 110,843 in 2013 and 118,254 in 2014 – up by 7%. (3) Failing to identify driver: 50,687 in 2013 and 54,372 in 2014 – up by 7%. (4) Vehicle registration and excise licence offences: 55,182 in 2013 and 46,636 in 2014 – down by 15%. (5) Driving with excess alcohol in the blood: 40,683 in 2013 and 37,853 in 2014 – down by 7%.</p>
<p>Dumfries and Galloway Council took no action in nearly 60,000 speeding cases over four years.</p> <p>www.bbc.co.uk/news/uk-scotland-south-scotland-34983090</p>	<p>Dumfries and Galloway Council's vehicle tracking system recorded nearly 60,000 cases of speeding over four years but no staff were disciplined or prosecuted. The tracking devices send out readings every few seconds which means a large number of incidents can be quickly recorded. The Council sent out warning emails to some drivers but took no further action.</p>

<p>"Educating drivers, riders and pedestrians about road safety risks is more effective than heavy-handed prosecutions" AA President Edmund King claimed in a speech to the 2015 TISPOL European traffic police conference in Manchester.</p> <p>http://fleetworld.co.uk/news/2015/Oct/Awareness-courses-better-than-heavy-handed-prosecutions-AA-tells-European-police/0434021898</p>	<p>Mr King claimed that the UK has taken a lead in trying to re-educate drivers and riders as part of the National Driver Offender Retraining Scheme (NDORS).</p> <p>"We believe that education is more effective than prosecution as it produces converts rather than criminals. The fact that almost 90% of those that have been on a speed awareness course would recommend it is a great endorsement."</p> <p>The most common NDORS course is 'speed awareness'. New research from an AA Populus poll of 29,660 UK drivers in August 2015 showed that 14% of drivers in the past three years have attended such a course – on a national scale this equates to approximately 4.5 million drivers.</p>
<p>Crash-risk black-spots are 'created by speed camera sites', claims a report as motorists take 'erratic measures' to avoid being fined.</p> <p>www.dailymail.co.uk/news/article-3282035/Blackspots-created-speed-cameras.html#ixzz3psIIF64w</p>	<p>The report is based on data from more than 1 billion miles of driving behaviour. It was compiled by the firm Wunelli which uses in-car technology to track driver behaviour.</p> <p>The number of motorists who suddenly slam on their breaks is on average, around six times higher at fixed speed-camera sites, according to the study. In the worst cases, the incidence of hard-braking near speed cameras was 11 times the norm.</p>
<p>The use by Humberside Police of speed cameras hidden in tractors and horse trailers has been criticised by a motoring group.</p> <p>Humberside Police said the tactic was aimed at catching motorcyclists and drivers travelling "at very high speed" on rural roads in East Yorkshire.</p> <p>www.bbc.co.uk/news/uk-england-humber-34401116</p>	<p>Insp Mark Hughes said: "At the moment we are conducting Op Kansas which is concerned with 'high-end' speeding offenders and we are deploying speed cameras located in a variety of stationary vehicles. Although the majority of offenders are motorcycles, cars are also dealt with on this operation. We regularly record speeds in the high 90s and over 100mph on country roads that have a 60mph limit."</p> <p>Greg Knight, Conservative MP for East Yorkshire, said: "I am concerned to learn that the police are not following DfT guidelines which say that vehicles from which mobile speed cameras are deployed should be clearly identifiable as an enforcement vehicle. I intend writing to the chief constable about this matter."</p>
<p>National newspapers <i>The Sun</i> and <i>The Guardian</i> have had a row about how speed cameras should be used.</p> <p>www.roadsafetygb.org.uk/news/4617.html#sthash.VtQvOfq1.dpuf</p>	<p>Using the slogan 'Come Clean On Cameras', <i>The Sun</i> called for regulations on the use of speed cameras to be reinstated after being "quietly scrapped". <i>The Sun</i> said that previous DfT guidelines meant cameras were bright yellow and clearly visible but this was phased out in 2013. Rob Gill, <i>The Sun's</i> motoring editor, said: "The Gatso Gestapo has gone too far. Speed cameras were supposed to make our roads safer — not make money from us."</p> <p>In response, <i>The Guardian</i> said <i>The Sun's</i> campaign against speed cameras was "encouraging dangerous behaviour that blights communities and kills", and describes speeding drivers as "criminals". <i>The Guardian</i> report points to Government data that lists breaking the speed limit as a factor in almost 220</p>


	<p>road deaths a year, stating that <i>The Sun</i> has presented deaths caused by speeding as 'just one of those things'.</p>
<p>Britain's most prolific speed camera detected 17,620 speeding motorists in 2014-15.</p> <p>www.standard.co.uk/news/transport/britains-most-prolific-speed-camera-nabs-48-drivers-a-day-in-east-london-a3095561.html</p>	<p>The 10 most prolific speed cameras in the UK are:</p> <p>(1) Limehouse Link Tunnel westbound. (2) M62 westbound J20 to J19. (3) Wolverhampton Rd, Kidderminster. (4) M5, J16 to J17 southbound. (5) A4161 Newport Rd j/w Colchester Ave, Cardiff. (6) M62 eastbound J18 to J19. (7) A3024 Maybray King Way Southampton. (8) A56 Hoole Rd, Chester. 9) M1 north and south J15 to J18. (10) Tower Bridge south, London.</p>
<p>The UK will finally implement cross-border traffic offence enforcement in May 2017.</p> <p>http://etsc.eu/transport-ministers-agree-on-cross-border-enforcement-deal/</p>	<p>Rules for sharing information on traffic offences committed by drivers of foreign vehicles will finally apply in all EU countries from 6 May 2017. The extension of the existing rules to include the United Kingdom, Ireland and Denmark was agreed in March 2015. All the other Member states had incorporated the Cross Border Enforcement Directive (EU) 2015/413 (see: http://etsc.eu/faq-eu-cross-border-enforcement-directive/) into their national laws on 6 May 2015.</p> <p>Around 500,000 speeding tickets a year were issued to British motorists in France but so far have not had to be paid.</p>
<p>Wealthy couple hit by £2,400 fines for failing to reveal who was in the seat of their speeding supercar.</p> <p>www.dailymail.co.uk/news/article-3278432/We-couldn-t-remember-driving-speeding-Lamborghini-got-6-points-Wealthy-couple-hit-2-400-fines-failing-reveal-seat-supercar.html#ixzz3psGvBNOK</p>	<p>Property developer Kirk Shenton, 68, and his wife, Beverly, 59, insisted they couldn't remember who was at the wheel of the 200mph car which was doing 35mph in a 30mph limit.</p> <p>Mr Shenton, hit out at the justice system which he said had penalised them for telling the truth. He said: 'It's terrible. We've both got clean licences and never been in trouble before in our lives, but they treated us like common criminals.</p> <p>'For them to give us a £2,400 fine and six points each for only being just over the speed limit, on a road with no traffic, no houses and no people – it's horrendous.</p>
<p>The road safety charity <i>Brake</i> is urging all employers with staff who drive for work to implement policies and procedures to ensure their drivers are fully aware of the dangers of speeding.</p> <p>www.roadsafetygb.org.uk/news/4643.html#sthash.qUCa4BhS.dpuf</p>	<p><i>Brake</i> in collaboration with <i>Licence Bureau</i> published a report showing that two in five organisations don't have a policy on speeding. <i>Brake</i> said ensuring drivers travel at a safe and sensible speed is one of 'the most important' ways in which fleet managers can make their fleets safer.</p> <p>The report also expresses concern about the lack of training given to employees about speeding. 17% of the companies surveyed do not 'train, assess or educate drivers on speed', while only 44% have internal communications about speed.</p>
<p>Speeding driver faces jail for saying dead neighbour was at the wheel.</p> <p>www.mirror.co.uk/news/uk-news/speeding-driver-faces-jail-saying-6628072</p>	<p>Sheep farmer Andrew Evans, 48, triggered a speed camera in April 2014 doing 51mph in a 30mph zone. But when he received a prosecution notice in the post he claimed it was actually his neighbour Ben Hughes who was behind the wheel. When police looked up Hughes to issue him with a ticket, they discovered he had died four and a half months earlier.</p>

And Finally ...	
<p>Driver caught speeding - on his way to a speed awareness course. www.mirror.co.uk/news/uk-news/driver-caught-given-points-after-6637306</p>	<p>The driver's Ford Fiesta was clocked doing 88mph on the A15 near Barton-upon-Humber, North Lincs., a 70mph zone. Humberside police tweeted: "Caught speeding on his way to a speed awareness course!!! #somepeopleneverlearn #speedkills"</p>
<p>Authorities in Antwerp, Belgium, are inviting people to upload a selfie and become a traffic sign – as a way to deter drivers from speeding. www.bbc.co.uk/news/blogs-news-from-elsewhere-29013265</p>	<p>In a bid to cut speeding, Antwerp has developed digital signs featuring happy and sad 'selfies' of city residents. Members of the public can upload two portrait photos to a special website (www.graagtraag.be/smiley) which are then used on warning signs. Drivers get a smiley face to say thank you for not speeding, or an angry face if they have exceeded the limit.</p>
<p>Days after 24 tonnes of lard closed the M11 for 24 hours, Highways England revealed some of the other items spilled on its roads: www.gov.uk/government/news/top-ten-strangest-spills-to-delay-motorway-journeys</p>	<p>Raw human sewage in 2009; animal blood in 2011; refrigerated liquid oxygen in 2011; 20 tonnes of Marmite in 2011; thousands of lager cans in 2011; thousands of tins of baked beans in 2012; 10 tonnes of salmon in 2013; melamine formaldehyde resin and phosphoric acid in 2014; 6,000 chickens in 2014 with 5,000 re-captured uninjured and tonnes of powdered cement mixed with spilt diesel fuel also in 2014.</p>

This page is intentionally left blank.

AGENDA ITEM 12.

ASB - 20/4/2016





ASB 20/4/2016

Thursday, February 18, 2016 (DF) 5

IN BRIEF

Boy approached by man in car

Police are investigating after a worried mother reported that a man had approached her son as he made his way home from school.

The incident happened between 3.20pm and 3.35pm on Friday as the 11-year-old walked down London Road, Greenhithe, near the alleyway leading to Lover's Lane.

The man, who was black, wearing a white T-shirt and camouflage trousers, reportedly pulled up in a black car.

He told the boy to get in and became aggressive when he refused.

When the man began to get out of the vehicle, the youngster ran off.

Shop robbery

A masked robber threatened a member of staff before making off with cash from a shop in St Vincent's Road, Dartford, just after 9.30pm on Tuesday last week. Inquiries are ongoing.

Bluewater blaze

Firefighters were called to Bluewater on Sunday after a car caught alight in the Thames Walk parking area at 12.15pm. Nobody was injured. The cause is unknown but is thought to be accidental.

Child being run over'



asked not to park at Goals Facebook/Google

Church chaos

Having seen it myself there is a lot of parking and traffic up there, which isn't very respectful to local people and is actually quite dangerous. I know we are in discussion with Winners' and I have raised it with police, I do think they need to take an interest - if you go up there on a Sunday morning it really is chaotic."

This page is intentionally left blank.